

GUIDED NAVIGATION

We call it navigation, but it's much more. It's getting where you want to go as quickly as possible. With more than 11 million points of interest, it's easy to find what you are looking for. You will wonder how you ever lived without it.



2003 SUMMER CATALOG

ALPINE®

Car Audio and Navigation Systems

DVD NAVIGATION SYSTEM

NVE-N852A

DVD PowerNAV™
Automotive-Grade Dual-Layer Capable DVD-ROM Mechanism • 12-Channel GPS Receiver • Speed Sensor • Gyro Sensor for accurate map matching • NavMix Mixes Music and Voice Guidance (when using Alpine displays) • Includes two SmartMap Pro DVD-ROM discs • Integrated Audio/Navigation Remote Control Included

PowerNAV™



*Full US Coverage includes only roads and regions in the continental USA that have been mapped in a navigable format.

Can't Drive Without it

Alpine's commitment to simple and easy to use products is reflected in our NVE-N852A navigation system. You'll immediately notice this when you see the "GUI for Drivers" display. It uses an intuitive graphical interface and logical screen design that can be comprehended at a glance. Voice guidance at turns and highway exits means less need to look at the screen so you can keep your eyes on the road. Inputting destinations and route changes is easy, too, because you don't have to bother with designations like street/road/avenue or north/south.

Comprehensive Information Database

This navigation system leads the field, with double the map coverage from previous versions and now includes over 11 million points of interest, the largest POI database in the industry. As a result, you can input a destination by address, major intersection, business phone number, address book, or POI. Alpine's software allows sorting POIs by distance so you can locate the nearest location of a POI (such as gas station) quickly and effortlessly.

Designed for the Vehicle

As a specialist in car audio and navigation, Alpine's total dedication to achieving superior performance has resulted in the NVE-N852A's high quality, large map database and high speed calculation ability. The combination of a GPS Receiver, Gyro and Speed Pulse Sensor gives you the confidence of precise vehicle positioning and street name identification. And thanks to a high speed RISC CPU, it provides fast menu response and route calculations, as well as instant off-route re-calculations, so navigation is more efficient and driving is more enjoyable.

Display choices

Alpine has many displays to choose from, ranging from mild to wild! Whether you choose a simple, dedicated navigation display or a full-blown Mobile Multimedia Station, each display delivers sharp and clear images for your viewing pleasure.



IVA-D900
7" MONITOR



CVA-1004
6.5" MONITOR



TME-M790
7" MONITOR



TME-M760
6.5" MONITOR



TME-M580
5.8" MONITOR



NVD-A211

SmartMap Pro DVD ROM

• NavTech® Navigable Map Database for Precise Routing plus NavTech® In-Process Data for Full Graphical Map Coverage • Over 11 Million POIs from NavTech® and InfoUSA® • Destination Input via Address, Major Intersection, POI, Business Phone Number, Address Book • 8 Point of Interest Icon Map Display (with Exit Information) • Exit Information Icons for all US Interstates • Two 8.5GB Dual Layer DVD-ROMs included (POIs split into two regions) • Split Screen Display • Latitude and Longitude Input • Alpine "GUI for Drivers" Graphical User Interface • Freeway Exit and Entrance Name Announcements • GPS Satellite Status and Trip Information Displays • Quickest, Max Freeways, Min Freeways and Min Toll Road Routing Options • Address Book stores up to 99 Personal Destinations • Today's Plan Calculates Best Route of up to 8 Destinations



Now includes up to 4.9 million miles of digitally mapped roads in the continental USA.

SECURE MOBILE SECURITY



SEC-150R

REMOTE CONTROLLED SECURITY SYSTEM WITH DUAL ZONE RADAR AND IMPACT SENSORS

Two 4-Button Remote Controls with Bright Blue LEDs • Full 2-Car Operation Capability • 3 Programmable EXT functions • Crystal Blue Status LED Indicator • 123dB Soft Chirp Siren • Door Lock/Unlock Outputs • High Current Dome Light Surveillance and Light Flash Outputs • Dual Sector Digital Radar Sensor • Dual Stage Impact Sensor • Full-Time Panic • Ignition-Impact Disable Input (Compatible with Remote Starter Units) • Compatible with SEC-8348 Audio Control Interface • Car Finder Function



SEC-100S

REMOTE CONTROLLED SECURITY SYSTEM WITH DUAL STAGE IMPACT SENSOR

Two 4-Button Remote Controls with Bright Blue LEDs • Full 2-Car Operation Capability • 3 Programmable EXT functions • Crystal Blue Status LED Indicator • 123dB Soft Chirp Siren • Door Lock/Unlock Output • High Current Dome Light Surveillance and Light Flash Outputs • Dual Stage Impact Sensor • Full-Time Panic • Ignition-Impact Disable Input (Compatible with Remote Starter Units) • Compatible with SEC-8348 Audio Control Interface • Car Finder Function

SEC-8348

INFRARED AUDIO CONTROL INTERFACE

Use Security System Remote Control to Operate Many of the Audio Functions of an Alpine Remote Compatible Radio • Allows for Operation of the Audio System from Outside the Vehicle • Compatible with SEC-100S & SEC-150R

SEC-RC001

FOUR BUTTON REMOTE CONTROL WITH BLUE CONFIRMATION LED'S FOR SEC-100S AND SEC-150R

DISCOVER THE FUTURE OF MOBILE MULTIMEDIA

To learn more about Alpine products visit

www.alpine-usa.com

ALPINE ELECTRONICS OF AMERICA, INC. 19145 Gramercy Place, Torrance, California 90501

ALPINE ELECTRONICS OF CANADA, INC. 7300 Warden Ave., Suite 203, Markham, Ontario L3R 9Z6

Alpine, Discover The Future of Mobile Multimedia, Mobile Multimedia Excellence, AlpineF#1 Status, Multimedia Manager, Micro Dynamics, Bass Engine, Mobile Multimedia Station, PowerNAV, MobileHub, Versatile Link, V12, V-Drive, V-Power, MaxTune, FantomFace, BioLite, SmartView, i-Personalize, MediaXpander and AccuClass-D are trademarks of Alpine Electronics of America, Inc. All rights reserved. HDCD is a registered trademark of Pacific Microsonics, Inc. XM is a trademark of XM Satellite Radio Inc. dts is a trademark of Digital Theater System Corporation. Alpine CD players will playback CD-R discs, except those that have been recorded on CD recorders with low light reflection efficiency. As recording methods for CD-RW differ from those of conventional compact discs, Alpine CD players may not play back CD-RW discs. The words "Dolby Digital", "ProLogic", "ProLogic II", "Dolby" and the "Double D" symbol are trademarks of Dolby Laboratories Licensing Corp. The letters "BBE" and the symbol are trademarks of BBE Sound Inc. Windows Media, and the Windows logo are trademarks, or registered trademarks of Microsoft Corporation in the United States and/or other countries. NAVTECH ON BOARD is a registered trademark of Navigation Technologies Corporation. infoUSA Inc. ZENRIN copyright© ZENRIN CO., LTD. Product descriptions are based upon current information at the time of printing, but complete accuracy cannot be guaranteed. All designs, features and specifications are subject to change without notice. All contents copyright© 2003 Alpine Electronics of America, Inc. All rights reserved.

Non-Stop Music



For the past 25 years, the best music you could hear inside an automobile has come from Alpine. With the 2003 Lineup of exciting new products, this is truer than ever. We continue to bring you the best audio and video entertainment possible. With Alpine, the music never stops.



Alpine F#1Status™

The best sounding mobile multimedia system has arrived

More than simply "high-end components," the AlpineF#1Status line is the full expression of Alpine's commitment to achieving the absolute pinnacle of car audio performance. The world's finest Tuner/CD Player. An ultra-sophisticated Multimedia Manager. An ultimate Power Amplifier. And two Speaker Systems designed for those who want to win sound competitions. Total system . . . total perfection . . . period.



Car HIFI Grand Prix (France)



European Car Audio of the Year 2001-2002 (Germany)



Innovations 2001-2002 Award (USA)



Annual In Car Awards 2002 (U.K.)



Good Design Award (Japan)



Sound & Image Awards 2002 (Australia)



CDA-7990
CD TUNER /
CHANGER CONTROLLER

High Precision DT-St Mechanism • 4V PreOut with High Performance DC-DC Converter • Burr-Brown K-Grade 96kHz/24-Bit Sign Magnitude DAC • Optical Digital Output



PXA-H900
MULTIMEDIA MANAGER

Digital Time Correction • Auto Adaptive EQ • 31-Band Real-time Analyzer and 175-Band 1/3-Octave Digital EQ • 68-Band Parametric EQ • 11-Channel Variable Digital Crossovers



MRV-F900
4/3/2 CHANNEL
POWER AMPLIFIER

400W x 2 RMS [4Ω-Bridged @14.4V (0.3%THD)] • 200W x 4 RMS [2Ω @14.4V(0.3%THD)] • 100W x 4 RMS [4Ω @14.4V (0.08%THD)] • High Efficiency True Double Stage Power Supply Design • Independent Power Supplies for Pre and Power Stages • 70mm Toroidal Transformer and 10,000µF Capacitors • 6 Layer PCB Design • Copper Chassis • 6 Triple Darlington Devices in a Parallel Push-Pull Configuration (per channel) • Balanced Push-Pull Current Flow System • Precision Level Adjustment Controls



SPX-Z18T
3-WAY COMPONENT
SPEAKER SET

200W Peak Power • 50W RMS • Frequency Response: 35Hz - 60kHz • Sensitivity: 89dB/W/m • 7" Woofer (x2), 4" Mid (x2), and 1-1/4" Tweeter (x2) with Unique "Ring Radiator" Design • Ultra-High Quality Crossover with Bi/Tri Wire Input and independent crossover bypass capabilities



SPX-Z15M
2-WAY SINGLE CHANNEL
COMPONENT SPEAKER SET

200W Peak Power • 50W RMS • Frequency Response: 45Hz - 60kHz • Sensitivity: 87dB/W/m • 6" Woofer (x1), and 1-1/4" Tweeter (x1) Unique "Ring Radiator Design" • Ultra-High Quality Crossover with Bi Wire Input and independent crossover bypass capabilities

The sound is vivid, so is the picture.
Alpine makes "mobile theater" a genuinely exciting experience with dazzlingly clear images and dynamic surround sound.

5.1ch DIGITAL AUDIO PROCESSORS



PXA-H700 MULTIMEDIA MANAGER™

Auto Time Correction • Manual Time Correction (8ch independent: Front L/R, Front 2L/R, Rear L/R, Center, Subwoofer) • 31-Band Graphic EQ (Front L/R, Rear L/R, Center, Subwoofer: 10Band) or Parametric EQ (Front L/R: 5 Band, Rear L/R: 5Band, Center: 5Band, Subwoofer: 2Band) • MediaXpander • Dolby Digital • Dolby PRO LOGIC II • DTS • 3-Optical Digital Input • Ai-NET and RCA Input • Push Lock Rotary • 4V PreOut • Dual Illumination Buttons (Green/Amber) • 1-DIN Control Unit with Hideaway Electronics Module



SBS-0715 CENTER CHANNEL SPEAKER SYSTEM

45W x 1 Amplifier • 2-3/4" Speaker • Frequency Response: 200Hz-25kHz • Easy Dash Mount Application

Ultimate Tuning Machine

The PXA-H700 provides Dolby Digital and DTS decoding so you can enjoy 5.1-channel movie surround sound. In the enclosed space of a vehicle, this is a sensational experience. Among its other many features is Digital Time Correction, which automatically adjusts the time lag of the sound from as many as eight different speakers, for a clearer, more natural sound with ideal imaging.



DVD SYSTEMS



DVA-7996 DVD / CD / MP3 TUNER / CHANGER CONTROLLER

MaxTune SQ Tuner • XM Satellite Radio Ready • MP3, CD-R/RW Playback • Bass Engine Plus • Versatile Link Ready • KCA-410C Multi-Versatile Link Terminal Compatible • Blackout Display • Optical Digital Output with Dolby Digital and DTS Capability • M DAC • Dual Illumination Buttons (Green/Amber) • Dual-Zone Audio Control • 3 PreOuts (4Volts) • SwingFace Mechanism with Detachable Face • Universal Wireless Remote Control Included



DHA-S680 6-DISC DVD / VIDEO CD / CD CHANGER

Ai-NET or Stand-Alone Capability • Non-Skip Performance • Dolby Digital and DTS Compatibility • Plays CD-R/CD-RW Discs • Optical Digital Output • Video Output • 2-Ch Mix-Down PreOut • Wireless Remote Control Included • 5-Position Adjustable Mounting (0° - 90°)



DVA-5205 IN-DASH DVD / VIDEO CD / CD PLAYER

Ai-NET or Stand-Alone Capability • DVD Video • Dolby Digital and DTS Compatibility • Optical Digital Output • Video Out • 2-Ch Mix-Down PreOut • Wireless Remote Control Included • DIN/Trunk Mounting Applications

MONITORS & REAR ENTERTAINMENT



TMX-R705 MOTORIZED WIDE SCREEN OVERHEAD MONITOR

7" Wide-Screen LCD Color Monitor • Motorized Open/ Close/Swivel/Tilt Mechanism • 2 A/V Inputs • 1 A/V Output, On-Screen Setup Display • IR Transmitter for Wireless Headphones • Dual Wired Headphone Outputs • Remote Controlled Built-in Dometlight • Wireless Remote Control • Direct Fit to Alpine Overhead Consoles



TMX-R700 WIDESCREEN OVERHEAD MONITOR

7" TFT Active Matrix LCD Color Monitor • SmartView Swivel Mechanism • 3 A/V Inputs • 1 A/V Output • Wireless Remote Control Included • 2-Wired Headphone Outputs • Direct Fit with Alpine Overhead Consoles • 2-Channel Selectable IR Transmitter for Wireless Headphones



TME-M760 6.5" WIDE SCREEN MOBILE COLOR MONITOR

6.5" Wide Screen LCD Color Monitor • 3 A/V Inputs • 1 A/V Output • Navigation Input • Built-in Speaker and Amplifier • Headrest Flush Mount • Auto Dimmer • Headrest Flush Mount Kit Included



TME-M580 5.8" WIDE SCREEN MOBILE COLOR MONITOR

5.8" Wide Screen LCD Color Monitor • 1 A/V Input • Dedicated Navigation Input • Built-in Speaker and Amplifier • Optional Headrest Flush Mount Kit Available (model number KTE-S80V)

TME-M790 7" WIDE SCREEN MOTORIZED IN-DASH MONITOR

In-Dash 7" Wide Screen Motorized Monitor • Exclusive Motorized Tilt and Swivel Movement • 2 A/V Inputs • 1 A/V Output • Navigation Input • On Screen Display • Built-in Speaker • 1-DIN Chassis Size



TCS-V430A TV TUNER WITH MULTIZONE AV CONTROLLER

4-Source/3 Out AV Switches • Built-in 4-Ch Diversity TV Tuner • 3 AV Inputs • Gain Adjust for Each Input • 3 Individually Controllable Outputs • Wireless Remote Control Included



SHS-N252 DUAL SOURCE MOBILE WIRELESS HEADPHONE SYSTEM

2 Headphones and Wireless Transmitter Included • Independent Headphone Source Selection • Extended Bass Driver • Easy Fit Adjustable Headband




SHS-N202 DUAL SOURCE MOBILE WIRELESS HEADPHONE SYSTEM

Extended Bass Driver • Easy Fit Adjustable Headband • Auto Power Off • For Use with Alpine mobile Overhead Monitor (TMX-R700 and TMX-R705) or as an additional headphone for SHS-N252

MOBILE MULTIMEDIA STATIONS

IVA-D900 DVD / CD / MP3 RECEIVER / MOBILE MULTIMEDIA STATION

50W x 4 MOSFET Amplifier • 7" WVGA Low-Temperature Polysilicone LCD Monitor • XM Satellite Radio Ready • Bass Engine Plus • Controls PXA-H700 • Multi-Zone Audio Visual Controller • Quick Search • MaxTune SQ Tuner • MobileHub Ready • 3 PreOuts (4Volts) • Rear Camera In • Navigation Input • Universal Wireless Remote Control Included • Digital Art Spectrum Analyzer Display • 3 A/V Inputs • 2 Independent A/V Outputs



CVA-1004 RECEIVER / MOBILE MULTIMEDIA STATION

45W x 4 MOSFET Amplifier • 6.5" Fully Motorized Monitor • XM Satellite Radio Ready • Bass Engine • Quick Search • MaxTune SQ Tuner • Rotary Encoder Volume Knob • MobileHub Ready • 1 PreOut • 1 A/V Input • Navigation Input • Anti-Theft Detachable Face



Discover the Excitement of 5.1-CH Surround Sound

By adding a PXA-H700, you're ready for a whole new dimension of in-car sound excitement. 5.1-channel Dolby Digital or DTS movies and music in dynamic, high quality surround sound is an awesome listening experience.

Multi-Zone

Three A/V Inputs and two A/V Outputs provide a wide range of source selection possibilities. The IVA-D900 allows independent source selection from each seat. Multi-Zone control is also possible via remote control from a rear seat.

MobileHub™ for NOKIA

You can link a Nokia 6310i phone to the IVA-D900 or CVA-1004 for easy control of a variety of interactive functions. (CXA-B200NK required)

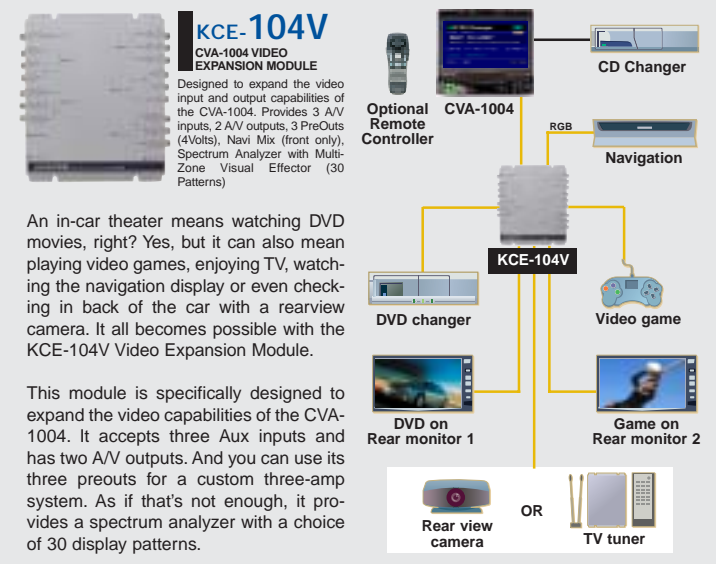
Universal Remote Control

The RUE-4190 combines audio, DVD, TV, tuner, navigation and monitor remote control functions in one integrated, easy-to-use package.

Highest Quality LCD Screen

The IVA-D900 uses a new low-temperature polysilicone LCD screen that has 400% more pixels (1.15 million elements) than conventional LCDs, resulting in higher resolution, better color saturation and higher contrast. In addition, the picture is brighter in daylight and the viewing angle is wider.

Expand your system . . . and your enjoyment.



CONTROL HEAD UNITS

Inside your car is one place in your life where you want total control. You know how you want your system to sound – Alpine gives you the means to get there. Go ahead . . . take control.

FantomFace™ XL HEAD UNITS

CDA-7998

CD / MP3 TUNER / CHANGER CONTROLLER
BioLite Display • Dual Illumination Buttons • High-End Gold RCA Connectors • i-Personalize



CDA-7897

CD / MP3 RECEIVER / CHANGER CONTROLLER
50W x 4 High Power Amplifier



FantomFace XL Common Features

Bass Engine Pro • FantomFace XL Mechanism • XM Satellite Ready • MP3 Playback • MaxTune SQ Tuner • Blackout Display • Disc Title Memory • CD Text/CD Text Display • Versatile Link Ready • Rotary Encoder Volume Knob • Wireless Remote Control Included • Regulated 1-Bit DAC • 3 PreOuts (4Volts DC-DC)

SwingFace™ HEAD UNITS

CDA-9815

CD / MP3 / WMA RECEIVER / CHANGER CONTROLLER
Bass Engine Pro • i-Personalize • 60W x 4 V-Drive Hybrid Amplifier



CDA-9813

CD / MP3 / WMA RECEIVER / CHANGER CONTROLLER
Bass Engine Pro • 60W x 4 V-Drive Hybrid Amplifier



CDA-9811

CD / MP3 / WMA RECEIVER / CHANGER CONTROLLER
Bass Engine Plus • 50W x 4 High Power Amplifier



SwingFace Common Features

MP3/WMA Playback • CD Text & MP3/WMA Title Ready • XM Satellite Ready • Quick Search Keys • Play List/Search • MaxTune SQ Tuner • Blackout Display • MobileHub Ready • Versatile Link Ready • Rotary Encoder Volume Knob • 3 PreOuts (4Volts) • Wireless Remote Control Included

CLASSIC HEAD UNITS



CDA-9807

CD / MP3 / WMA RECEIVER / CHANGER CONTROLLER
50W x 4 High Power Amplifier • MP3/WMA Playback • MediaXpander • XM Satellite Ready • Quick Search Keys • Blackout Display • MobileHub Ready • Versatile Link Ready • 3 PreOuts (4Volts) • Wireless Remote Control Included



CDA-9805

CD RECEIVER / CHANGER CONTROLLER

50W x 4 High Power Amplifier • MediaXpander • XM Satellite Ready • Quick Search Keys • Blackout Display • MobileHub Ready • Versatile Link Ready • 3 PreOuts (4Volts)



CDM-9803

CD RECEIVER / CHANGER CONTROLLER

50W x 4 High Power Amplifier • BBE • Versatile Link Ready • 2 PreOuts • M-Bus CD Changer Control



CDM-9801

CD RECEIVER / CHANGER CONTROLLER

45W x 4 High Power Amplifier • Versatile Link Ready • 1 PreOut • M-Bus CD Changer Control



Classic Head Units Common Features

Bass Engine • MaxTune Tuner • Rotary Encoder Volume Knob

Bass Engine® Pro Functions

6-Channel Digital Time Correction • 5-Band Digital Parametric EQ • Subwoofer Level Control • Subwoofer Phase Selector • 6-Position Digital Crossover with Adjustable Slope • MediaXpander

Bass Engine® Plus Functions

4-Channel Digital Time Correction • Bass Center Frequency Control • Bass Width Control • Treble Center Frequency Control 3-Position 12dB/Oct Crossover • Subwoofer Level Control • Subwoofer Phase Selector • MediaXpander

Bass Engine® Functions

Bass Center Frequency Control • Bass Width Control • Treble Center Frequency Control • Subwoofer Level Control



MediaXpander™
MediaXpander restores the detail of your compressed digital media by using a 500MHz processor to bring back the essence and life the artist originally intended. It gives you selectable expansion modes for MP3, CD, DVD, FM and XM that restore quality lost in recording/transmission. Offered on Bass Engine Pro, Plus, and some Bass Engine head unit models.

MP3 **MP3 Compatible**
The MP3 Compatible head units as well as the CHA-S634 Changer let you play CDs that you've burned with MP3 tracks.



WMA™ Compatible

WMA (Windows Media Audio) is a format similar to MP3 and is capable of delivering superior audio quality at 64kbps—at half the size of MP3 files.



60W x 4 V-Drive Hybrid Amplifier

Alpine gives you massive power from a head unit with the V-Drive amp. Using a hybrid design (DC-DC like a regular amp plus BTL), it boosts voltage to 17.2 volts for conversion into a powerful 60W x 4 output.



Versatile-Link™

Versatile-Link cables give you a selectable Aux input to the head unit, making it easy to connect portable MP3 players, VCRs, video games or other sources. You hear the sound from the system speakers, and you can boost and tweak it with the Bass Engine functions.



MobileHub™ for the Nokia 6310i

This powerful feature lets you link a Nokia 6310i handset to a compatible Alpine head unit — providing head unit control and a wealth of interactive phone functions (such as hands-free answering/dialing, call from address book and SMS messaging).



FantomFace™ XL Mechanism

This new Alpine front panel boasts an extra large display — it's actually a 1.3-DIN size face on a 1-DIN chassis! It's got a swing mechanism so you can adjust the angle for best visibility. And when the power is shut off, it retracts into the unit, leaving only a blank panel to fool a thief.



i-Personalize™

Now you can use the internet to perfectly customize your head unit to fit your personal listening needs. You access the i-Personalize menu at "www.alpine-usa.com", log on, make all the settings you want, then burn them onto a CD-ROM for uploading to the head unit or print them out for manual input. You can make settings for time correction, parametric EQ, crossover and even opening displays. See head unit features for compatibility.



M DAC Combines the best attributes of 1-Bit and Multi-Bit converter technologies to recreate lifelike music.



XM Satellite Radio

Alpine makes it easier than ever to take advantage of the 100 digital channels offered by XM Satellite Radio — a great mix of music, news, comedy and sports channels. Antenna and service subscription are required.

XMA-T200RF ((XM))
FM MODULATED XM PACKAGE

Everything you need to connect your factory audio system to XM Satellite Radio. Includes XM Tuner, Controller, and FM Modulator in a complete package.
* Antenna and service subscription required

TUA-T021XM ((XM))
XM RADIO TUNER MODULE

Connects to any Alpine XM Ready head unit or controller
* Antenna and service subscription required



CRA-1667RF
XM READY CD CHANGER
FM MODULATOR CONTROLLER

Ai-NET CD Changer Controller • XM Satellite Ready by Connecting Optional TUA-T021XM Receiver Module • MP3 ID Tag display • Disc Title Memory Display • Aux Input • Independent Source Level Adjustment • Rotary Knob • Wireless Remote Control Included • See CHM-S665RF for FM Modulator Features
* When connected to CHA-S634
* Antenna and service subscription required

Download at Home, Enjoy in Your Car

One of Alpine's most exciting new products is the HDA-5460 HDD (Hard Disk Drive Player), featuring a removable 16GB hard disk drive. You connect the drive to your computer via a quick and easy USB interface, store approximately 3,000 songs in MP3 or WMA format, then take it

to your car, insert the cartridge, and you are ready to roll. You can also use the HDA-5460 to make i-Personalize customizing even easier with the CDA-9815. You just download the desired data to the HDA-5460, then connect it to the CDA-9815 and transfer the data.



Remove the front panel to load/unload the hard disk.

HDA-5460 i-Personalize MP3
HARD DISK DRIVE PLAYER

16GB Removable Hard Disk Drive (Holds approximately 3,000 Songs) • Music Driver Manager Software • USB Computer Interface • Quick Music Search with Multiple Search Options (Name, Folder, Artist, Album, Song) • Music Genre DJ Interface • BioLite Display • Music Visualizer Display • Ai-NET or Standalone Operation (RCA Output)

Using the CXA-B200NK with MobileHub™ Ready Head Units



You can connect the CXA-B200NK with a Nokia 6310i phone to compatible Ai-NET head units allowing control of a multitude of interactive phone functions such as hands-free answering, dialing from an address book, and speed dialing by using the buttons directly on the head unit. Voice will come through the system speakers and will be clearer and more detailed than via a small additional hands-free speaker kit.



CXA-B200NK MobileHub
MOBILEHUB FOR THE NOKIA 6310i

Hands Free Car Kit and Microphone • Call Direct from Address Book • Dial From Head Unit (CDA-7998, CDA-7897, and IVA-D900) • SMS (Not all functions) • Easy Controls through Rotary Encoder • Ai-NET Interface • Alphabetical Search

CD CHANGERS



CHA-S634 MP3 M DAC
6-DISC CD / MP3 CHANGER / Ai-NET or M-BUS

Ai-NET and M-Bus Compatibility • 80-Disc Title Memory • CD Text Ready • M DAC • High Speed, Anti-Vibration Mechanism with Silicon Oil Dampers • Free Mounting (0° - 90°)

* Requires KCA-130B adaptor for M-Bus Application
* Additional KAE-116C Changer Magazines Available



CHM-S630
6-DISC CD CHANGER

Mini-Bus Compatibility • Regulated 1-Bit DAC • High Speed, Anti-Vibration Mechanism with Silicon Oil Dampers • Free Angle Adjustable Mounting (0° - 90°)

* Additional KAE-116C Changer Magazines Available

CHM-S665RF
6-DISC CD CHANGER WITH FM MODULATOR

Easy Add-On to Any Radio • PLL Synthesizer FM Modulator • Adjustable FM Tuning Frequency • Output Level Adjustment • Treble Pre-Emphasis • Auto-Limiter Circuit • Music Sensor & Scan • Track Up/Down Control • MIX (Random Play) • Repeat (One/All) • Elapsed Time Display • Wireless Remote Control Included • Display Flush Mount Kit • See CHM-S630 for Changer Features
* Additional KAE-116C Changer Magazines Available

KCA-410C
VERSATILE-LINK TERMINAL

2 Ai-NET Changer Inputs • 2 Auxiliary Audio Inputs • Independent Source Level Adjustment (AUX) • Compatible with Select Ai-Net Head Units

CASSETTE HEAD UNIT



TDM-7582
CASSETTE RECEIVER / CD CHANGER CONTROLLER

45W x 4 High Power Amplifier • MaxTune Tuner • SmartTouch Full Logic Mechanism • SCC-II Tape Head • CD Changer Control • Detachable Face • 1 PreOut

POWER AMPLIFIERS/SUBWOOFERS

Alpine's amplifiers and subwoofers are designed to maximize the performance of your audio system. You can drive them long and hard without sacrificing sound quality.



V12 AccuClass-D AMPLIFIERS

MRD-M1000
MONO POWER AMPLIFIER
1000W x 1 RMS [2Ω @ 14.4V (1%THD)] • 500W x 1 RMS [4Ω @ 14.4V (1%THD)] • 700W x 1 RMS [2Ω @ 12V (1%THD)] • 350W x 1 RMS [4Ω @ 12V (1%THD)] • 8.5V Input Capability • Buffered PreOut • 3 Bass Compensation Modes



MRD-M500
MONO POWER AMPLIFIER
500W x 1 RMS [2Ω @ 14.4V (1%THD)] • 250W x 1 RMS [4Ω @ 14.4V (1%THD)] • 400W x 1 RMS [2Ω @ 12V (1%THD)] • 200W x 1 RMS [4Ω @ 12V (1%THD)] • 8.5V Input Capability • Buffered PreOut



MRD-M300
MONO POWER AMPLIFIER
300W x 1 RMS [2Ω @ 14.4V (1%THD)] • 150W x 1 RMS [4Ω @ 14.4V (1%THD)] • 200W x 1 RMS [2Ω @ 12V (1%THD)] • 100W x 1 RMS [4Ω @ 12V (1%THD)]



V12 AccuClass-D Power Amplifier Common Features

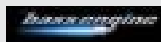
Fully Digital Class-D Topology • Digital Control Center with LCD Information Display (Temperature, Voltage, Current) • Bass Engine DSP (Parametric EQ, Crossover, Time Correction, Phase Control, Subsonic Filter, Bass Compensation) • Integrated Wire and Mounting Screw Covers • Variable Turn-On Delay • Output Disable • Remote Bass Knob or Remote Amplifier Control Center Ready • Memory Preset

V12 AccuClass-D™ Power Amplifiers


Alpine's revolutionary V12 AccuClass-D Design Alpine's advanced Class-D circuit design is truly digital. The audio signal is converted to digital data, and is sent to the DSP processor for precision "tuning" by the five Bass Engine functions. Only Alpine digital amplifiers include a DSP processor and Bass Engine. This is the most accurate amplifier control system available – important when using multiple amps to drive multiple subwoofers.

Digital Control Center

Displays battery voltage, current draw, amp temperature, and protection warnings. Allows for accurate adjustments for all settings which are more precise between channels and other amps than conventional trim pots.



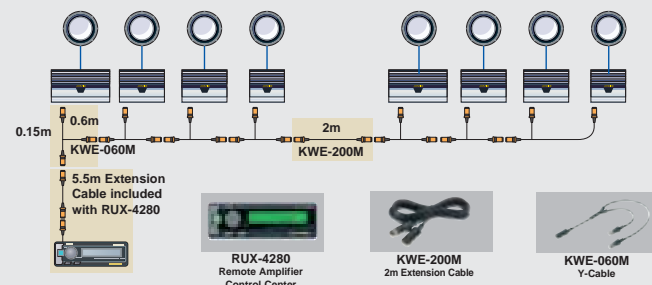
Wire Terminal cover is included for protection and clean installation.



Top Panel Control and Display.

Remote Amplifier Control Center

You can connect up to 8 of these mono monsters and control them all from the optional RUX-4280 Remote Amplifier Control Center (RACC). It puts all the sophisticated digital functions right at your fingertips. The RACC even has a subwoofer level knob to increase the bass as necessary and all of the amplifiers' information can be displayed on the LCD display.



RUX-4180 Remote Amplifier Level Control Knob
For quick and easy Subwoofer Level Control over one V12 AccuClass-D amplifier use the RUX-4180. Mount it under, on or in the dash and you will have instant access to the Subwoofer Level Control of the amplifier! Note: do not connect more than 1 amplifier to the RUX-4180.

V12 AMPLIFIERS



MRV-F540
4/3/2 CHANNEL POWER AMPLIFIER
200W x 2 RMS [4Ω-Bridged @ 14.4V (0.3%THD)] • 100W x 4 RMS [2Ω @ 14.4V (0.3%THD)] • 80W x 4 RMS [4Ω @ 14.4V (0.08%THD)] • 140W x 2 RMS [4Ω-Bridged @ 12V (0.3%THD)] • 70W x 4 RMS [2Ω @ 12V (0.3%THD)] • 50W x 4 RMS [4Ω @ 12V (0.08%THD)] • Bass Engine (Independent Variable HP/LP/BP Crossover)

MRV-F340
4/3/2 CHANNEL POWER AMPLIFIER
130W x 2 RMS [4Ω-Bridged @ 14.4V (0.3%THD)] • 65W x 4 RMS [2Ω @ 14.4V (0.3%THD)] • 55W x 4 RMS [4Ω @ 14.4V (0.08%THD)] • 90W x 2 RMS [4Ω-Bridged @ 12V (0.3%THD)] • 45W x 4 RMS [2Ω @ 12V (0.3%THD)] • 35W x 4 RMS [4Ω @ 12V (0.08%THD)] • Bass Engine (Independent Variable HP/LP Crossover, Subsonic Filter-Ch 3/4)

MRV-T420
2/1 CHANNEL POWER AMPLIFIER
340W x 1 RMS [4Ω-Bridged @ 14.4V (0.3%THD)] • 170W x 2 RMS [2Ω @ 14.4V (0.3%THD)] • 110W x 2 RMS [4Ω @ 14.4V (0.08%THD)] • 240W x 1 RMS [4Ω-Bridged @ 12V (0.3%THD)] • 120W x 2 RMS [2Ω @ 12V (0.3%THD)] • 75W x 2 RMS [4Ω @ 12V (0.08%THD)] • Bass Engine (Variable HP/LP/BP Crossover, Bass EQ)

MRV-T320
2/1 CHANNEL POWER AMPLIFIER
220W x 1 RMS [4Ω-Bridged @ 14.4V (0.3%THD)] • 110W x 2 RMS [2Ω @ 14.4V (0.3%THD)] • 80W x 2 RMS [4Ω @ 14.4V (0.08%THD)] • 160W x 1 RMS [4Ω-Bridged @ 12V (0.3%THD)] • 80W x 2 RMS [2Ω @ 12V (0.3%THD)] • 50W x 2 RMS [4Ω @ 12V (0.08%THD)] • Bass Engine (Variable HP/LP/BP Crossover, Bass EQ) • Speaker Level Input

MRV-F450
5/4/3 CHANNEL POWER AMPLIFIER
120W x 2 RMS + 200W x 1 [4Ω-Bridged @ 14.4V (0.3%THD)] • 60W x 4 RMS [2Ω @ 14.4V (0.3%THD)] • 50W x 4 RMS [4Ω @ 14.4V (0.08%THD)] • 80W x 2 RMS + 150W x 1 [4Ω-Bridged @ 12V (0.3%THD)] • 40W x 4 RMS [2Ω @ 12V (0.3%THD)] • 30W x 4 RMS [4Ω @ 12V (0.08%THD)] • Bass Engine (Independent Variable HP/LP Crossover, Bass EQ, Selectable Subsonic Filter (Ch-5)

V-12 Common Features

Alpine V12 PWM MOSFET Power Supply • STAR Topology • 4 Volt Input Capability • Extra-Large Gold-Plated Power Terminals • Top Mounted Controls • Control Panel Cover • Blue Power/Status Indicator • Integrated Wire and Mounting Screw Covers

V-POWER AMPLIFIERS



MRP-M350
CLASS-D MONO AMPLIFIER
350W x 1 RMS [2Ω @ 14.4V (1%THD)] • 200W x 1 RMS [4Ω @ 14.4V (1%THD)] • Bass Engine (Variable LP Crossover, Bass EQ, Subsonic Filter) • Thermal Management Processor

MRP-F240
4/3/2 CHANNEL POWER AMPLIFIER
100W x 2 RMS [4Ω-Bridged @ 14.4V (0.3%THD)] • 50W x 4 RMS [2Ω @ 14.4V (0.3%THD)] • 40W x 4 RMS [4Ω @ 14.4V (0.08%THD)] • Bass Engine [HP/LP Crossover, Bass EQ (Variable Ch 3/4), Subsonic Filter]

V-Power Common Features

Adjustable Gain Control • MOSFET Power Supply • DC-DC PWM Power Supply • Gold Plated Connectors and Terminals • Speaker Level Inputs • Blue Power Status LED • No Current Limiting • Double Buffered Preamp Input Circuitry • Discrete Preamp Stage • Darlington Bi-Polar Outputs • STAR Topology • Duo-B Negative Feedback Circuit

ALPINE SUBWOOFERS

Here is where you want power. Alpine subwoofers are packed with cutting edge technology to produce deep bass the way it was meant to be heard – loud and clear.

TYPE-R SUBWOOFERS

These subwoofers are designed to handle the powerful, high quality bass output from Bass Engine head units. They come in 10", 12" and 15" models and for the ultimate in system design, all models are available in either dual 2-ohm or dual 4-ohm configurations.



SWR-1521D
15" SUBWOOFER (2Ω + 2Ω)
1500W Peak Power • 500 W RMS • Frequency Response: 22Hz - 1kHz • High Excursion 1-1/4" Santoprene Surround

SWR-1221D
12" SUBWOOFER (2Ω + 2Ω)
1000W Peak Power • 300 W RMS • Frequency Response: 24Hz - 1kHz • High Excursion 1" Santoprene Surround

SWR-1021D
10" SUBWOOFER (2Ω + 2Ω)
1000W Peak Power • 300 W RMS • Frequency Response: 28Hz - 1kHz • High Excursion 1" Santoprene Surround

SWR-1541D
15" SUBWOOFER (4Ω + 4Ω)
1500W Peak Power • 500 W RMS • Frequency Response: 22Hz - 1kHz • High Excursion 1-1/4" Santoprene Surround

SWR-1241D
12" SUBWOOFER (4Ω + 4Ω)
1000W Peak Power • 300 W RMS • Frequency Response: 24Hz - 1kHz • High Excursion 1" Santoprene Surround

SWR-1041D
10" SUBWOOFER (4Ω + 4Ω)
1000W Peak Power • 300 W RMS • Frequency Response: 28Hz - 1kHz • High Excursion 1" Santoprene Surround

Type-R Subwoofer Common Features

Kevlar Reinforced Pulp Cone • Dual Progressive Nomex Spiders with Edge Control • Integrated Tinsel Lead Spider Design • Custom Cast Aluminum Frame with Integrated Heat Transfer Plate • Extended Length Dual-Flared Vented Pole Design • High-Strength Brass Voice Coil Bobbin • Heavy-Duty 8ga. Push Terminals • Computer Optimized Magnetic Circuit • Designed and Engineered in the USA

TYPE-R PRE-LOADED BOXES

SBR-122CR
12" COMPOUND REFLEX SUBWOOFER SYSTEM 2Ω (4Ω + 4Ω)

SBR-102CR
10" COMPOUND REFLEX SUBWOOFER SYSTEM 2Ω (4Ω + 4Ω)

1000W Peak Power • 300W RMS • Compound Reflex Design • Twin Primary Vents • Dual Flare Exterior Slot Vent • Customizable Recessed Baffle • All MDF Construction • Dual Terminal Cup with Parallel Bus Bars



TYPE-S SUBWOOFERS



sws-1241
12" SUBWOOFER (4Ω)
600W Peak Power • 200 W RMS • Frequency Response: 26Hz - 1kHz

sws-1041
10" SUBWOOFER (4Ω)
600W Peak Power • 200 W RMS • Frequency Response: 30Hz - 1kHz

sws-1241D
12" SUBWOOFER (4Ω)+(4Ω)
600W Peak Power • 200 W RMS • Frequency Response: 26Hz - 1kHz

sws-1041D
10" SUBWOOFER (4Ω)+(4Ω)
600W Peak Power • 200 W RMS • Frequency Response: 30Hz - 1kHz

Type-S Subwoofer Common Features

Kevlar Reinforced Pulp Cone • Dual Progressive Nomex Spiders with Edge Control • High Excursion 3/4" Santoprene Surround • Custom High-Strength Basket • Heat Transfer Plate • Integrated Tinsel Lead Spider Design • High-Strength Brass Voice Coil Bobbin • Heavy-Duty 8ga. Push Terminals • Computer Optimized Magnetic Circuit • Designed and Engineered in the USA

TYPE-S PRE-LOADED BOX

SBS-1041BP
10" BANDPASS SUBWOOFER BOX (4Ω)

600W Peak Power • 200W RMS • Type-S 10" Subwoofer • MDF Enclosure Construction • Clear Plexiglass View Window • Double-Sided Flared Port



TYPE-E SUBWOOFERS



SWE-1241
12" SUBWOOFER (4Ω)
600W Peak Power • 200 W RMS

SWE-1041
10" SUBWOOFER (4Ω)
600W Peak Power • 200 W RMS

Type-E Subwoofer Common Features

Kevlar Reinforced Pulp Cone • Dual Nomex Spiders • High Excursion 3/4" Santoprene Surround • Custom High-Strength Basket • High-Strength Brass Voice Coil Bobbin • Designed and Engineered in the USA

To learn more about Alpine products, please visit www.alpine-usa.com

CLARITY SPEAKERS

Clarity: the state or quality of being clear.
Alpine's speakers combine advanced tuning capabilities and technology to create the ultimate fidelity.



TYPE-X SPEAKERS



FLAGSHIP PERFORMANCE

SPX-F17T FLAGSHIP 3-WAY COMPONENT SPEAKER SET

300W Peak Power • 75W RMS • Frequency Response: 30Hz - 35kHz • 6-1/2" Woofer (x1) • 5-1/4" Midrange (x2) • 28mm Tweeter (x2) • Ultra-High Quality Crossover with Bi/Tri Wire Input and independent crossover bypass capabilities

SPX-F13M FLAGSHIP 2-WAY SINGLE CHANNEL SPEAKER SET

240W Peak Power • 60W RMS • Frequency Response: 35Hz - 35kHz • 5-1/4" Woofer (x1) • 28mm Tweeter (x1) • Ultra-High Quality Crossover with Bi-Wire Input and independent crossover bypass capabilities


SPX-F17M FLAGSHIP 2-WAY SINGLE CHANNEL SPEAKER SET

300W Peak Power • 75W RMS • Frequency Response: 30Hz - 35kHz • 6-1/2" Woofer (x1) • 5mm Tweeter (x1) • Ultra-High Quality Crossover with Bi-Wire Input and independent crossover bypass capabilities

As Alpine's top-line speakers, Type-X will bring out the absolute best of any of the Alpine head units and amplifiers. Designed with new technologies like Advanced Phase Correction, Off-Axis Adjustment and Non-Resonant Suspension Coupling, the Type-X speakers set a new benchmark for in-car sound reproduction. With meticulous attention to the tiniest details, these 3-way and 2-way component sets deliver supreme audio satisfaction.

Flagship Component Common Features

[Woofer/Midrange Features]: Custom Cast Aluminum Frame • Integrated Spider Landing & Vented Heat Transfer Plate • Low Resonance Multi-Roll Surround (LRMS) • Wood-Fiber Cone with Phase Integrated Dustcap • Non-Resonant Suspension Coupling (NRSC) Design • Low Distortion T-Drive Magnet System with Airflow Optimized Dual-Flare Pole Vent • Custom 16cm/17cm OEM Fit Adaptor Plate [Tweeter Features]: Hand-Coated Textile Dome • Back-Wave Absorption and Tuned Chamber Design • Neodymium Magnet Motor Structure • Copper Shorting Rings • Machined Aluminum Housing • Flush, Semi-Flush Angle and Surface-Angle Mounting [Crossover]: Low DCR Air Core Inductors • Metalized Poly Capacitors • Ultra-Low Tolerance Resistors • Gold-Plated Configuration Jumpers • Tweeter Protection • Bass Engine (Phase Correction, On/Off Axis Compensation, Tweeter Attenuation Circuit)



REFERENCE PERFORMANCE

SPX-177A 6-1/2" REFERENCE COMPONENT 2-WAY SPEAKER SET

240W Peak Power • 60W RMS • Frequency Response: 35Hz - 35kHz • 6-1/2" Woofer (x2), 1" Tweeter (x2), High Quality Crossover with Bi-Wire Input

SPX-137A 5-1/4" REFERENCE COMPONENT 2-WAY SPEAKER SET

200W Peak Power • 50W RMS • Frequency Response: 40Hz - 35kHz • 5-1/4" Woofer (x2), 1" Tweeter (x2), High Quality Crossover with Bi-Wire Input

Reference Component Common Features

[Woofer Features]: Custom Cast Aluminum Frame • Integrated Spider Landing & Vented Heat Transfer Plate • Rubber Surround • Hemp-Fiber Cone with Phase Integrated Dustcap • Airflow Optimized Dual-Flare Pole Vents • Custom 16cm/17cm OEM Fit Adaptor Plate [Tweeter Features]: Textile Dome • Neodymium Magnet Motor Structure • Swivel-Flush/Swivel-Surface/30° Angle/Fixed Flushed Mounting [Crossover]: Low DCR Air Core Inductors • Metalized Poly Capacitors • Gold Plated Configuration Jumpers • Tweeter Protection • Bass Engine (Phase Correction, On/Off Axis Compensation, Tweeter Attenuation Circuit)

TYPE-R SPEAKERS

Type-R Speakers will play loud and clean without missing a musical nuance. They're tough, thermal-resistant and extremely accurate. Coaxial or Component, they'll deliver your system's sound the way it's meant to be heard.



TYPE-R COMPONENT

SPR-176A 6-1/2" COMPONENT 2-WAY SPEAKERS

200W Peak Power • 50W RMS • Frequency Response: 40Hz - 30kHz

SPR-136A 5-1/4" COMPONENT 2-WAY SPEAKERS

160W Peak Power • 40W RMS • Frequency Response: 50Hz - 30kHz

Type-R Component Common Features

1" Soft Dome Tweeter • External 12dB HP/6dB LP Crossover with Tweeter Protection and Level Adjustment • Aluminum Coated Poly Cone • Cast Aluminum Woofer Frame • Extra-Large Woofer Magnet with Vented Pole Piece • Swivel-Flush/Swivel-Surface Tweeter Mounting

TYPE-R COAXIAL

SPR-174A 6-1/2" COAXIAL 2-WAY SPEAKER

160W Peak Power • 40W RMS • Frequency Response: 45Hz - 30kHz • 1" Tweeter

SPR-134A 5-1/4" COAXIAL 2-WAY SPEAKER

140W Peak Power • 35W RMS • Frequency Response: 53Hz - 30kHz • 3/4" Tweeter

SPR-574A 5" x 7" COAXIAL 2-WAY SPEAKER

140W Peak Power • 35W RMS • Frequency Response: 48Hz - 30kHz • 1" Tweeter

SPR-694A 6" x 9" COAXIAL 2-WAY SPEAKER

200W Peak Power • 50W RMS • Frequency Response: 35Hz - 30kHz • 1" Tweeter

Type-R Coaxial Common Features

Soft Dome Tweeter with 15° Swivel Capability • In-Line 12dB HP Crossover with Tweeter Protection • Aluminum Coated Poly Cone • Cast Aluminum Woofer Frame

TYPE-S SPEAKERS

SPS-690A 6" x 9" COAXIAL 3-WAY SPEAKER

250W Peak Power • 50W RMS • Frequency Response: 30Hz - 30kHz • Swivel Tweeter • Spoke Design Grill System • Nomex Spider

SPS-170A 6-1/2" COAXIAL 2-WAY SPEAKER

200W Peak Power • 40W RMS • Frequency Response: 35Hz - 30kHz • Swivel Tweeter • OEM 16cm Adaptor Included • Spoke Design Grill System • Nomex Spider

SPS-130A 5-1/4" COAXIAL 2-WAY SPEAKER

150W Peak Power • 30W RMS • Frequency Response: 45Hz - 30kHz • Swivel Tweeter • Spoke Design Grill System • Nomex Spider



SPS-100A 4" COAXIAL 2-WAY SPEAKER

125W Peak Power • 25W RMS • Frequency Response: 50Hz - 30kHz • Spoke Design Grill System • Nomex Spider



Type-S Speakers Common Features

Aluminum Coated Poly Cone Woofer • Lightweight Air-Injected Rubber Surround • Strontium Ferrite Woofer Magnet • Balanced Dome Tweeter • Neodymium Tweeter Magnet (SPS-690A: Ceramic Magnet)

SPS-570A 5" x 7" COAXIAL 2-WAY SPEAKER

200W Peak Power • 40W RMS • Frequency Response: 35Hz - 30kHz • Swivel Tweeter • 6" x 8" Adapter Included

SPS-460A 4" x 6" COAXIAL 2-WAY SPEAKER

125W Peak Power • 25W RMS • Frequency Response: 45Hz - 30kHz

SPS-080A 3-1/2" COAXIAL 2-WAY SPEAKER

75W Peak Power • 15W RMS • Frequency Response: 75Hz - 30kHz

STM-6666 6-1/2" COAXIAL 2-WAY MARINE SPEAKER



100W Peak Power • 30W RMS • Frequency Response: 60Hz - 22kHz • Water Resistant Cone • Coated Cloth Surround • Magnetically Shielded • UV Resistant Grill • PEI Balanced Dome Tweeter